

Product Highlights

Scalable, Flexible, Centralised AP Management

Manage up to 1000 APs from a single location, complete with a multi-tenant structure that provides multi-layer management authority

Remote Access Made Easy

Access Central WiFiManager anytime, anywhere through the Internet by using a web browser on your PC, smartphone or tablet

Built For Business

Enterprise-level features such as bandwidth optimisation, captive portal and RF optimisation help satisfy the needs of the modern business environment



CWM-100

Central WiFiManager

Features

Web-based management

- Software controller that can be installed on a Microsoft Windows computer² and accessed through any device with a web browser such as a smartphone, tablet or computer

Multi-site management

- Multiple distributed sites can be managed from a central location
- The multi-tenant architecture provides multi-layer management authority

NAT pass-through

- Controllers can manage wireless access points in remote locations even if they are behind a NAT device (router or firewall)

Captive portal and access control

- Supports local DB, external RADIUS, LDAP, POP3 and Wi-Fi passcode authentication
- Supports user access control
- Customisable captive portal login page

Auto radio frequency (RF) management

- Supports automatic channel and output power optimisation
- Wireless radio on/off by scheduling

Bandwidth optimisation

- Optimises wireless bandwidth

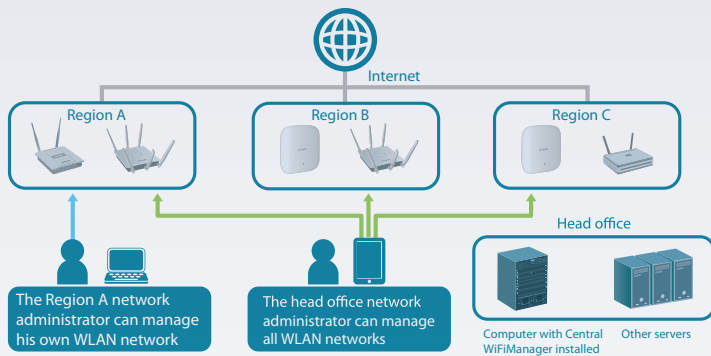
Central WiFiManager is D-Link's latest tool to help network administrators streamline their wireless access point management workflow. Central WiFiManager is an innovative approach to the more traditional hardware-based multiple access point management system and uses a centralised server to both remotely manage and monitor wireless access points on a network. Whether deployed on a local computer or hosted on a public cloud service, Central WiFiManager can be easily integrated into existing networks in conjunction with supporting D-Link wireless access points, to help eliminate existing bottlenecks for wireless traffic.

Extendable, Affordable Business Wireless Solution

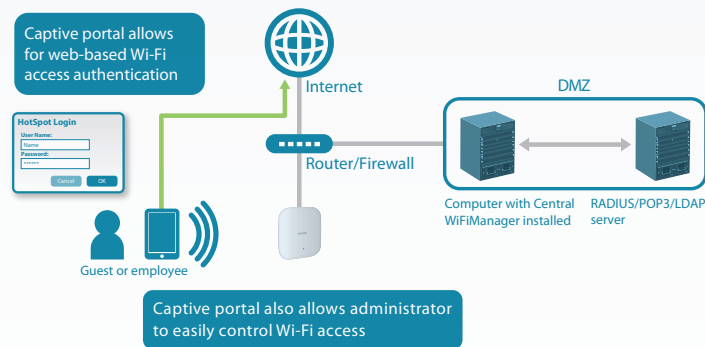
Designed from the ground up as a standalone software controller, D-Link Central WiFiManager is flexible, robust, and feature rich. It comes ready to run with many enhanced enterprise wireless access point (AP) features to provide a solid wireless network system for customers who need a centralised management controller. Central WiFiManager can be deployed onto a server running Microsoft Windows² and can manage up to 1000 APs³ without an additional license charges. Central WiFiManager currently supports 6 different models of D-Link Access Points¹.

Robust Security and Management Tools

Central WiFiManager supports multi-site deployment management as well as multi-tenancy management. This allows network administrators to provide different management authorities between head and regional offices, and allows service providers to offer a managed wireless network for their customers. Sites can be logically separated with their own configuration, access security, network map, and statistics. For example, a network operations manager could pre-configure APs before dispatching them to regional offices. He can then manage all of the APs on an enterprise intranet, while allowing local administrators to manage APs that are only present on their local network. The service provider can simply send a pre-configured AP to a customer and then remotely manage the customer's wireless network access and security.

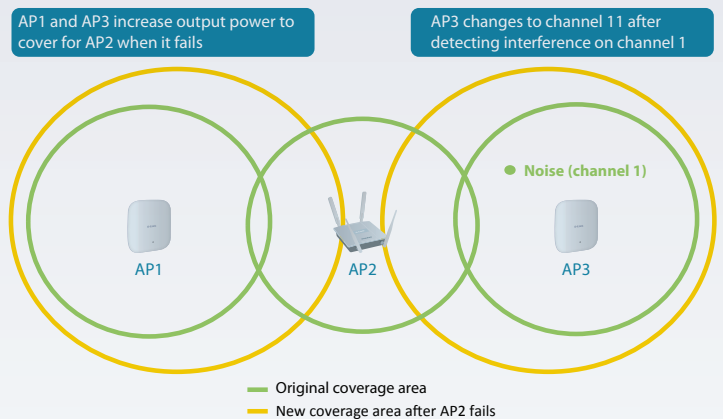


For wireless access, D-Link SMB APs can support 8 SSIDs per radio, which means administrators can use one SSID to create a guest network for visitors. Central WiFiManager expands on that built-in feature and allows for multiple user authentications. Access controls can be configured per SSID as well, allowing network administrators to configure separate internal networks for different subnets. This means that more advanced value added services such as a captive portal with customisable login page or Wi-Fi hotspots can be used to help manage wireless network traffic.

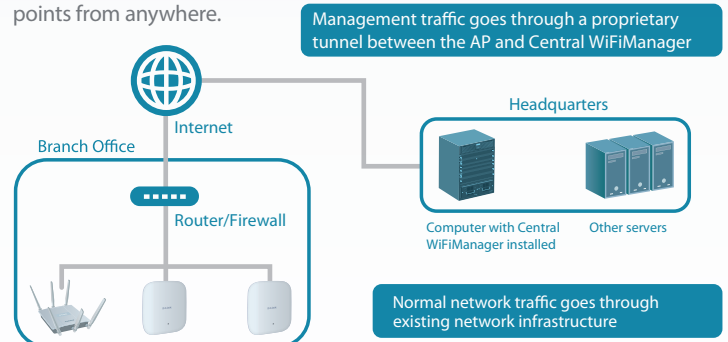


Flexible Expansion and Deployment Options





Unlike traditional hardware controller solutions for managing wireless access points, Central WiFiManager has a much lower initial investment cost as it comes bundled with many D-Link access points¹ and there are no per access point license charges. With the simple to use installation tool, it is easy to expand the wireless network in the future. Adding devices to Central WiFiManager is done automatically when new access points are discovered on the network, allowing new devices to be quickly managed and deployed. Central WiFiManager also automatically manages RF output for multiple access points, optimising the number of available wireless channels and coverage. This results in reduced channel interference and provides faster total bandwidth throughput and connection reliability. By optimising the coverage area and connection quality, Central WiFiManager enables network administrators to provide a better wireless service at a lower deployment cost, resulting in a higher return on investment. The wireless scheduler feature, allows wireless radio to be switches off when it isn't needed, saving power and increasing network security.







Deploying Central WiFiManager is also much simpler compared to traditional hardware controller solutions as it can be installed on any server running a recent version of Microsoft Windows². Central WiFiManager software operates transparently on the network meaning the access point can be deployed anywhere in a customer's Layer 2/3 environment. Management traffic to and from the target access points will go through an authorised tunnel to Central WiFiManager while normal network traffic will go through existing networking infrastructure unimpeded. The Central WiFiManager management interface is also remotely accessible via its built-in web server. Administrators can use a web browser to connect to computers with Central WiFiManager installed to manage their WLAN network and wireless access points from anywhere.



Wireless Access Points Compatible with Central WiFiManager

	11ac Dual-Band			11n Dual-Band
Model	DAP-3662	DAP-2695	DAP-2660	DAP-2690
Product Image				
Indoor/Outdoor	Outdoor (IP68)	Indoor Indoor	Indoor	Indoor
H/W Version	A1	A1	A1	B1
IEEE Standard	802.11a/b/g/n/ac	802.11a/b/g/n/ac	802.11a/b/g/n/ac	802.11a/b/g/n
2.4 GHz Speed	300 Mbps	450 Mbps	300 Mbps	300 Mbps
5 GHz Speed	900 Mbps	1300 Mbps	900 Mbps	300 Mbps
Number of SSIDs	16 (8 per radio)	16 (8 per radio)	16 (8 per radio)	16 (8 per radio)
Ethernet Interface	2 x Gigabit Ethernet	2 x Gigabit Ethernet	1 x Gigabit Ethernet	1 x Gigabit Ethernet
PoE	802.3af	802.3at	802.3af	802.3af
Antenna Type	Internal	External	Internal	External
Antenna Gain	2.4 GHz: 6 dBi 5 GHz: 6 dBi	2.4 GHz: 4 dBi 5 GHz: 6 dBi	2.4 GHz: 3 dBi 5 GHz: 4 dBi	2.4 GHz: 4 dBi 5 GHz: 6 dBi
Mounting Type	Wall/Pole	Wall/Desktop	Ceiling/Wall/Desktop	Wall/Desktop
Security Lock	No	Yes	Yes	Yes
Maximum Power Consumption	12.5 W	18.2 W	11 W	10.67 W

	11n Single-Band			
Model	DAP-3320	DAP-2360	DAP-2310	DAP-2230
Product Image				
Indoor/Outdoor	Outdoor	Indoor	Indoor	Indoor
H/W Version	A1	B1	B1	A1
IEEE Standard	802.11b/g/n	802.11b/g/n	802.11b/g/n	802.11b/g/n
2.4 GHz Speed	300 Mbps	300 Mbps	300 Mbps	300 Mbps
5 GHz Speed				
Number of SSIDs	8	8	8	8
Ethernet Interface	1 x Fast Ethernet	1 x Gigabit Ethernet	1 x Gigabit Ethernet	1 x Fast Ethernet
PoE	802.3af	802.3af		802.3af
Antenna Type	Internal	External	External	Internal
Antenna Gain	2.4 GHz: 2 dBi	2.4 GHz: 5 dBi	2.4 GHz: 2 dBi	2.4 GHz: 3 dBi
Mounting Type	Wall/Pole	Wall/Desktop	Wall/Desktop	Ceiling/Wall/Desktop
Security Lock	No	Yes	Yes	No
Maximum Power Consumption	5.6 W	7.9 W	6.5 W	5.76 W

Technical Specifications

WLAN Management

Maximum APs per Device (Controller)	• 1000 ³	
WLAN Management Features	• AP grouping • Multi-tenancy	• Visualised topology • NAT pass-through
AP-Controller Connection Mode	• Bridge mode	

User Authentication

Guest Portal	• Captive portal	
Authentication Method	• Local • POP3 • RADIUS	• LDAP • Voucher
Hotspot Features	• Built-in support for voucher-based authentication • Built-in hotspot manager for voucher creation and guest management	• Rate limiting and bandwidth control for guest and hotspot portal

Wireless Features

RF Management and Control	• Auto Output Power Control • Auto Channel	• Self-healing around failed APs
Multiple SSIDs per Radio(AP)	• 8	
Advanced Wireless Features	• Band steering • L2 roaming	• Bandwidth optimisation
WIDS System	• Rogue AP detection	

System Management

Management Interface	• Web-based user interface	
Minimum System Requirements	• Computer running Microsoft Windows 7 or Windows Server 2008/2012	
Online Check	• Firmware	• Module
Scheduling	• Firmware update	• Configuration update

¹ Supported models: DAP-3662, DAP-3320, DAP-2695, DAP-2660, DAP-2690/B1, DAP-2360/B1, DAP-2310/B1, DAP-2230

² Supported Operating Systems: Microsoft Windows 7 or Windows Server 2008/2012

³ Number of wireless access points supported depends on the specification of the computer on which Central WiFiManager is installed. To support 1000 APs, a computer with at least an Intel Core i5 3.2 GHz with 4 GB RAM and 2 TB hard drive is recommended.



For more information: www.dlink.com