

Product Highlights

Metro Ethernet Features


Surge protection, G.8032 ERPS, 802.3ah Link OAM, Dying Gasp and more

Flexible Management

Management options include Command Line Interface, Web-based GUI, DLNA Utility, and SNMP v1/v2c/v3

Security and Authentication Features

Advanced security features, including the D-Link Safeguard Engine™, help protect against malicious attacks, while authentication tools allow access control



DGS-1210/ME Series

Metro Ethernet Gigabit Switches

Features

Flexible Hardware Design

- Available in multiple port configurations
- PoE and non-PoE variations
- Rear panel RPS connector for additional external power supply (for non-PoE models)

Management Options

- Command Line Interface / Console port
- Intuitive Web-based Graphical User Interface
- D-Link Network Assistant Utility
- SNMP v1/v2c/v3

Layer 2 Features

- 16K MAC address table
- IEEE 802.1D STP, 802.1w RSTP, and 802.1s MSTP
- Loopback detection
- Supports IEEE 802.3ad Link Aggregation
- Port-based Q-in-Q
- VLAN Trunking

Security and Authentication Features

- Port security
- SSH/SSL
- IP-MAC-Port Binding (IMPB)
- Access Control List (ACL) and IEEE 802.1X
- Guest VLAN

Reliability and Maintenance

- Surge protection on all Gigabit Ethernet ports²
- ITU-T G.8032 ERPS sub-50 ms protection and recovery
- Dying Gasp for quick trouble shooting

Overview

The DGS-1210/ME Series Metro Ethernet Switches are a family of switches designed for Metro Ethernet applications. They feature a variety of port configurations, including 10/100/1000BASE-T RJ-45 ports, with and without PoE support, and 1GbE SFP optical ports. They can be managed with a Command Line Interface (CLI) or user-friendly web-based Graphical User Interface (GUI). Surge protection, advanced Layer 2 functions, and a suite of security and management tools make the DGS-1210/ME switches ideal for Enterprises and Service Providers requiring additional capabilities beyond those found in a traditional Smart-managed switch.

Efficient and Resilient

For mission critical environments, the DGS-1210/ME switches support IEEE 802.1D 2004 edition, 802.1w, and 802.1s Spanning Tree Protocols (STP). The Spanning Tree Protocols allow the switches to participate in Spanning Tree topology, providing an alternative Layer 2 path in the event of a network failover. The switches also support IEEE 802.3ad link aggregation, which enables multiple ports to be grouped to form a single virtual port, increasing bandwidth and redundancy for higher availability. This series also features IEEE 802.1p Quality of Service (QoS), allowing for real-time traffic classification into Weighted Round Robin (WRR) and strict priority levels mapped to 8 queues. Advanced traffic classification parameters allow the network to be tuned for flexible configurations for specific multimedia applications such as VoIP or IPTV.

Surge protection is standard on all 10/100/1000 Ethernet ports², and a rear panel RPS connector provides for an additional external power supply (for non-PoE models). ITU-T G.8032 ERPS provides sub-50 ms failover protection and recovery. Dying Gasp, Link OAM, and other useful tools allow quick trouble shooting during power failures or system shut downs.

Network Security & Authentication Features

The DGS-1210/ME switches support IEEE 802.1X port-based/host-based access control, guest VLAN, and RADIUS/TACACS+ authentication for strict access control to the network. The IP-MAC-Port Binding (IMPB) feature allows administrators to associate a source IP address with a designated MAC address and also offers the flexibility to define the port number to enhance user access control. The built-in D-Link Safeguard Engine™ helps protect the CPU from broadcast, multicast, and unicast flooding by automatically trapping packets and logging events in these situations. In addition, the Access Control List (ACL) feature helps enhance network security and switch performance.

Management Capabilities

The DGS-1210/ME switches support a variety of management options. They can be managed through the switch's serial console port, Telnet, or the web-based management agent. A Command Line Interface (CLI) is used to configure and manage the switch via the serial console port or Telnet interfaces. A web-based interface (GUI) may also be used through any port, allowing the switch to be controlled from any network connected PC. The DGS-1210/ME switches also support D-Link Network Assistant Utility (DLNA), which discovers all D-Link switches within the same Layer 2 network segment, making initial setup quick and easy. It allows extensive switch configuration and basic administration of discovered devices, including password changes and firmware upgrades.

The switches support Link Layer Discovery Protocol (LLDP), which advertises the device's capabilities and identity to the local network, allowing administrators to better manage their network topology. Each port also supports cable diagnostics, which can be used to troubleshoot cable length and functionality problems remotely, resulting in lower management overhead costs.

Traffic & Bandwidth Control




Integrated bandwidth control allows network administrators to define the throughput levels for ingress and egress bandwidth. It provides a minimum granularity of 64 Kbps for ingress port and flow-based bandwidth control, and a minimum granularity of 64 Kbps for egress queue bandwidth. The DGS-1210/ME switches also support traffic control, which optimizes performance by dropping packets when exceeding a set threshold, while port mirroring helps administrators facilitate traffic diagnostics and track network performance. The DGS-1210/ME switches also provide IGMP snooping with IGMP authentication to prune multicast traffic and to optimize available bandwidth.

Multicast Applications




The DGS-1210/ME switches feature a full set of L2 multicast functions, including IGMP snooping, IGMP filtering, fast leave, and multicast traffic configuration for specific ports. With L2 multicast support, these switches are ready and capable of handling growing IPTV applications. Host-based IGMP/MLD snooping allows for multiple multicast subscribers per physical interface, and ISM VLAN sends multicast streams in a multicast VLAN, saving bandwidth on the backbone. Additionally, ISM VLAN profiles allow users to bind or replace the predefined multicast registration information to subscriber ports quickly and easily.

Lifetime Warranty and NBD Replacement

D-Link offers a Lifetime Warranty and Next Business Day (NBD) hardware replacement on the DGS-1210/ME Series Metro Ethernet Gigabit Switches to further its commitment to product quality and long-term customer confidence.¹

Technical Specifications			
	DGS-1210-10/ME	DGS-1210-28/ME	DGS-1210-52/ME
			
General			
Hardware Version	Rev. B	Rev. B	Rev. B
10/100/1000 Ports	8	24	48
Gigabit SFP Ports	2	4	4
Console Port	RJ-45	RJ-45	RJ-45
Port Standards & Functions	<ul style="list-style-type: none"> • IEEE 802.3 10BASE-T Ethernet (twisted-pair copper) • IEEE 802.3u 100BASE-TX Fast Ethernet (twisted-pair copper) • IEEE 802.3ab 1000BASE-T Gigabit Ethernet (twisted-pair copper) • IEEE 802.3az compliance • Auto-negotiation • IEEE 802.3x Flow Control • IEEE 802.3z 1000BASE-X Gigabit Fiber 		
Network Cables	<ul style="list-style-type: none"> • UTP Cat. 5, Cat. 5e (100 m max.) 		
Full/Half Duplex	<ul style="list-style-type: none"> • Full/half-duplex for 10/100 Mbps speeds • Full-duplex for 1000 Mbps speed 		
Media Interface Exchange	<ul style="list-style-type: none"> • Auto MDI/MDIX adjustment for all twisted-pair ports 		
Power Surge Protection	<ul style="list-style-type: none"> • All Gigabit Ethernet ports support IEC 61000-4-5 surge protection² 		
Performance			
Switching Capacity	20 Gbps	56 Gbps	104 Gbps
64-byte Max. Forwarding Rate	14.88 Mpps	41.7 Mpps	77.4 Mpps
MAC Address Table Size	16K Entries	16K Entries	16K Entries
CPU Memory	256 MB DDR3	256 MB DDR3	256 MB DDR3
Packet Buffer	1.5 MB	1.5 MB	3.0 MB
Flash Memory	32 MB	32 MB	32 MB
LEDs			
Power (per device)	Yes	Yes	Yes
Console (per device)	Yes	Yes	Yes
Link/Activity/Speed (per port)	Yes	Yes	Yes
Fan Error	--	--	Yes

Physical & Environmental			
Power Input	100 to 240 VAC; 50 to 60 Hz Internal Power Supply	100 to 240 VAC; 50 to 60 Hz Internal Power Supply	100 to 240 VAC; 50 to 60 Hz Internal Power Supply
Optional Redundant Power Supply ³	DPS-200/200A or DPS-500A	DPS-200/200A or DPS-500A	DPS-200/200A or DPS-500A ³
Max. Power Consumption	13.38W/100V 13.59W/240V	19.05W/100V 19.14W/240V	38.85W/100V 38.35W/240V
Standby Power Consumption	9.3W/100V 9.4W/240V	7.87W/100V 8.21W/240V	21.72W/100V 21.49W/240V
Ventilation	Fanless	Fanless	(1) Smart Fan
Acoustics	0 dB(A)	0 dB(A)	High speed: 49 dB(A) Low Speed: 40 dB(A)
Heat Dissipation	46.35 BTU/hr	60.12 BTU/hr	132.08 BTU/hr
Operating Temperature	23°F to 122°F (-5°C to 50°C)	23°F to 122°F (-5°C to 50°C)	23°F to 122°F (-5°C to 50°C)
Storage Temperature	-40°F to 158°F (-40°C to 70°C)	-40°F to 158°F (-40°C to 70°C)	-40°F to 158°F (-40°C to 70°C)
Operating Humidity	10% to 90% non-condensing	10% to 90% non-condensing	10% to 90% non-condensing
Storage Humidity	5% to 90% non-condensing	5% to 90% non-condensing	5% to 90% non-condensing
Dimensions (W x D x H)	11.0" x 5.0" x 1.73" (280 x 126 x 44 mm)	17.32" x 5.5" x 1.73" (440 x 140 x 44 mm)	17.32" x 8.27" x 1.73" (440 x 210 x 44 mm)
Weight	2.3 lbs (1.05 kg)	5.1 lbs (2.21 kg)	7.3 lbs (3.31 kg)
MTBF	412,956 hours	497,918 hours	381,999 hours
EMI Certifications	FCC class A, CE class A, VCCI, BSMI, CCC		
Safety Certifications	CE, LVD, UL, CB		

Technical Specifications			
	DGS-1210-10P/ME	DGS-1210-28P/ME	DGS-1210-52MP/ME
			
General			
Hardware Version	Rev. B	Rev. B	Rev. B
10/100/1000 PoE Ports	8	24	48
Gigabit SFP Ports	2	4	4
Console Port	RJ-45	RJ-45	RJ-45
Port Standards & Functions	<ul style="list-style-type: none"> • IEEE 802.3 10BASE-T Ethernet (twisted-pair copper) • IEEE 802.3u 100BASE-TX Fast Ethernet (twisted-pair copper) • IEEE 802.3ab 1000BASE-T Gigabit Ethernet (twisted-pair copper) • IEEE 802.3az compliance • Auto-negotiation • IEEE 802.3x Flow Control • IEEE 802.3z 1000BASE-X Gigabit Fiber 		
Network Cables	<ul style="list-style-type: none"> • UTP Cat. 5, Cat. 5e (100 m max.) 		
Full/Half Duplex	<ul style="list-style-type: none"> • Full/half-duplex for 10/100 Mbps speeds • Full-duplex for 1000 Mbps speed 		
Media Interface Exchange	<ul style="list-style-type: none"> • Auto MDI/MDIX adjustment for all twisted-pair ports 		
Power Surge Protection	<ul style="list-style-type: none"> • All Gigabit Ethernet ports support IEC 61000-4-5 surge protection² 		
Performance			
Switching Capacity	20 Gbps	56 Gbps	104 Gbps
64-byte Max. Forwarding Rate	14.88 Mpps	41.7 Mpps	77.4 Mpps
MAC Address Table Size	16K Entries	16K Entries	16K Entries
CPU Memory	256 MB DDR3	256 MB DDR3	256 MB DDR3
Packet Buffer	1.5 MB	1.5 MB	3.0 MB
Flash Memory	32 MB	32 MB	32 MB
Power over Ethernet			
PoE Standards	802.3af (PoE) / 802.3at (PoE+)	802.3af (PoE) / 802.3at (PoE+)	802.3af (PoE) / 802.3at (PoE+)
PoE Capable Ports	Ports 1 - 8 (PoE+)	Ports 1 - 24 (PoE+)	Ports 1 - 8 (PoE+) Ports 9 - 48 (PoE)
PoE Power Budget	78 W	193 W	370 W

LEDs			
Power (per device)	Yes	Yes	Yes
Console (per device)	Yes	Yes	Yes
Link/Activity/Speed (per port)	Yes	Yes	Yes
Fan Error	--	Yes	Yes
Physical & Environmental			
Power Input	100 to 240 VAC; 50 to 60 Hz Internal Power Supply	100 to 240 VAC; 50 to 60 Hz Internal Power Supply	100 to 240 VAC; 50 to 60 Hz Internal Power Supply
Optional Redundant Power Supply	No	No	No
Max. Power Consumption	101.7W (PoE on) 17.9W (PoE off)	251.5W (PoE on) 28.7W (PoE off)	479.5W (PoE on) 54.4W (PoE off)
Standby Power Consumption	10.3W/100V 11.1W/240V	18.4W/100V 16.1W/240V	33W/100V 31.6W/240V
Ventilation	Fanless	(2) Smart Fans	(3) Smart Fan
Acoustics	0 dB(A)	High speed: 52.9 dB(A) Low Speed: 45.3 dB(A)	High speed: 50.1 dB(A) Low Speed: 40.4 dB(A)
Heat Dissipation	307.70 BTU/hr	857.98 BTU/hr	1636.16 BTU/hr
Operating Temperature	23°F to 122°F (-5°C to 50°C)	23°F to 122°F (-5°C to 50°C)	23°F to 122°F (-5°C to 50°C)
Storage Temperature	-40°F to 158°F (-40°C to 70°C)	-40°F to 158°F (-40°C to 70°C)	-40°F to 158°F (-40°C to 70°C)
Operating Humidity	10% to 90% non-condensing	10% to 90% non-condensing	10% to 90% non-condensing
Storage Humidity	5% to 90% non-condensing	5% to 90% non-condensing	5% to 90% non-condensing
Dimensions (W x D x H)	11.0" x 7.1" x 1.73" (280 x 180 x 44 mm)	17.32" x 8.27" x 1.73" (440 x 210 x 44 mm)	17.32" x 16.9" x 1.73" (440 x 430 x 44 mm)
Weight	4.2 lbs (1.92 kg)	7.36 lbs (3.34 kg)	13.3 lbs (6.04 kg)
MTBF	315,336 hours	331,699 hours	272,910 hours
EMI Certifications	FCC class A, CE class A, VCCI, BSMI, CCC		
Safety Certifications	CE, LVD, UL, CB		

Software Features - All Models		
L2 Features	<ul style="list-style-type: none"> • MAC address table: 16K entries • Spanning Tree Protocols <ul style="list-style-type: none"> • 802.1D STP • 802.1w RSTP • 802.1s MSTP • BPDU filtering • Root restriction • Loopback detection 	<ul style="list-style-type: none"> • ITU-T G.8032 ERPS • Mirroring <ul style="list-style-type: none"> • Support 1 mirroring group • Support One-to-One, Many-to-One, Flow-based (ACL) mirroring for ingress traffic • L2 Protocol Tunneling (L2PT) • Link aggregation <ul style="list-style-type: none"> • Compliant with 802.3ad • Supports max. 8 groups, 8 ports per group
L2 Multicasting	<ul style="list-style-type: none"> • IGMP Snooping <ul style="list-style-type: none"> • IGMP v1/v2 snooping, v3 awareness • IGMP authentication/filtering • Supports 256 groups • VLAN/host-based IGMP snooping fast leave • Report suppression 	<ul style="list-style-type: none"> • MLD Snooping <ul style="list-style-type: none"> • MLD v1, MLD v2 awareness • Supports 256 groups
VLAN	<ul style="list-style-type: none"> • 802.1Q tagged VLAN • VLAN group • Max. 4094 VLAN groups • Port-based VLAN • GVRP • Asymmetric VLAN • Max. 256 dynamic VLAN 	<ul style="list-style-type: none"> • 802.1v protocol VLAN • VLAN trunking • MAC-based VLAN • Port-based Q-in-Q • ISM VLAN (multicast VLAN) • Private VLAN
L3 Features	<ul style="list-style-type: none"> • Max. 256 ARP entries • Supports 255 static ARP entries • Static route <ul style="list-style-type: none"> • 64 IPv4 static routes • 32 IPv6 static routes 	<ul style="list-style-type: none"> • Supports Gratuitous ARP • Default route
Quality of Service (QoS)	<ul style="list-style-type: none"> • CoS based on: <ul style="list-style-type: none"> • Switch port • 802.1p priority queues • VLAN ID • MAC address • IPv4/IPv6 address • DSCP • TOS • Protocol type • TCP/UDP port • IPv6 traffic class 	<ul style="list-style-type: none"> • Bandwidth control <ul style="list-style-type: none"> • Port-based (ingress, min. granularity 64 Kbps) • Flow-based (ingress, min. granularity 64 Kbps) • Egress queue bandwidth control (min. granularity 64 Kbps) • Queue handling <ul style="list-style-type: none"> • Strict priority • Weighted Round Robin (WRR) • 8 outbound queues
Access Control List (ACL)	<ul style="list-style-type: none"> • ACL based on <ul style="list-style-type: none"> • Switch port • 802.1p priority • VLAN ID • MAC address • EtherType • TOS • IPv4/v6 address • DSCP • Protocol type • IPv4/IPv6 TCP/UDP port number • ICMP • IPv6 traffic class 	<ul style="list-style-type: none"> • Up to 256 ingress access rules • ACL action (permit/deny/mirror) • Time-based ACL • ACL statistics • CPU interface filtering
Authentication, Authorization, and Accounting (AAA)	<ul style="list-style-type: none"> • 802.1X <ul style="list-style-type: none"> • Host-based access control • Port-based access control • Guest VLAN • Host-based MAC authentication • RADIUS accounting 	<ul style="list-style-type: none"> • TACACS+ accounting • User account privilege (4 level user access) • MAC-based access control <ul style="list-style-type: none"> • Max. 512 entries when using local database • Authentication for management access <ul style="list-style-type: none"> • Local, RADIUS, TACACS+ database

Security Features	<ul style="list-style-type: none"> • SSH v2 • SSL v1/2/3 • Port security (Up to 64 MAC addresses per port) • IP-MAC-Port Binding (IMPB) <ul style="list-style-type: none"> • ARP inspection • IP inspection • IPv6 DHCP snooping • Broadcast/Multicast/Unicast storm control 	<ul style="list-style-type: none"> • D-Link Safeguard Engine • DHCP server screening • DHCP client filtering • BPDU attack protection • DoS attack prevention • Traffic segmentation
Operations, Administration, and Maintenance (OAM)	<ul style="list-style-type: none"> • 802.3ah Ethernet Link OAM <ul style="list-style-type: none"> • Supports 802.3ah link layer remote loopback and discovery (System log and SNMP) • 802.3ah D-Link extension: D-link Unidirectional Link Detection (DULD), (System log and SNMP) 	<ul style="list-style-type: none"> • Cable diagnostics • Dying Gasp • Supports optical transceiver digital diagnostics monitoring (DDM)
Management	<ul style="list-style-type: none"> • Web-based GUI (IPv4/IPv6) • Command Line Interface (CLI) • Telnet Server/Client (Support IPv4/IPv6) • TFTP client (IPv4) • Command logging • SNMP v1/v2c/v3 • SNMP traps • System log • RMON v1 • RMON v2 • LLDP • BootP/DHCP client • DHCP auto-configuration • Text-editable config file 	<ul style="list-style-type: none"> • Trusted host • DHCP relay (IPv4/IPv6) <ul style="list-style-type: none"> • DHCP relay agent/local relay • DHCP relay option 12, 18, 37, 38, 82 • PPPoE Circuit-ID tag insertion • Trap/alarm/log severity control • CPU monitoring • SNTp • LLDP-MED (for PoE models only) • Password encryption
MIB	<ul style="list-style-type: none"> • RFC1212 Concise MIB Definitions • RFC1213 MIB II • RFC1215 MIB Traps Convention • RFC1065, 1151, 2578 MIB Structure • RFC1493 Bridge MIB • RFC1157, 2573, 2575, 2576 SNMP MIB • RFC3418 SNMPv2 MIB • RFC2819 RMON MIB • RFC2021 RMONv2 MIB • RFC1643, 1650, 2665 Ether-like MIB 	<ul style="list-style-type: none"> • RFC2674 802.1p MIB • RFC 2233 Interface Group MIB • RFC 2618 RADIUS authentication client MIB • RFC 2620 RADIUS accounting client MIB • RFC3289 D-Link Zone Defense MIB • RFC4022 MIB for TCP • RFC4113 MIB for UDP • PoE MIB • DDP MIB • LLDP-MED MIB
IETF Standard	<ul style="list-style-type: none"> • RFC768 UDP • RFC791 IP • RFC792 ICMPv4 • RFC2463, 4443 ICMPv6 	<ul style="list-style-type: none"> • RFC793 TCP • RFC826 ARP • RFC1321, 2284, 2865, 2716, 3580 Extensible Authentication Protocol (EAP)
IPv6	<ul style="list-style-type: none"> • RFC1981 Path MTU Discovery • RFC2460 IPv6 • RFC2461, 4861 Neighbor Discovery 	<ul style="list-style-type: none"> • RFC2462, 4862 IPv6 Stateless Address Auto-configuration • RFC2893, 4213 IPv4/IPv6 dual stack function

DGS-1210/ME Series

Metro Ethernet Gigabit Switches

Ordering Information		
Product	Description	Warranty
DGS-1210-10/ME	8 10/100/1000BASE-T and 2 1G SFP Ports L2 Managed Switch	Lifetime ¹
DGS-1210-10P/ME	8 10/100/1000BASE-T PoE and 2 1G SFP Ports L2 Managed Switch, 78W PoE Budget	Lifetime ¹
DGS-1210-28/ME	24 10/100/1000BASE-T and 4 1G SFP Ports L2 Managed Switch	Lifetime ¹
DGS-1210-28P/ME	24 10/100/1000BASE-T PoE and 4 1G SFP Ports L2 Managed Switch, 193W PoE Budget	Lifetime ¹
DGS-1210-52/ME	48 10/100/1000BASE-T and 4 1G SFP Ports L2 Managed Switch	Lifetime ¹
DGS-1210-52MP/ME	48 10/100/1000BASE-T PoE and 4 1G SFP Ports L2 Managed Switch, 370W PoE Budget	Lifetime ¹
Redundant Power Supply (for non-PoE Models only)		
DPS-200A	Redundant Power Supply Unit, 60 Watts	
DPS-500A	Redundant Power Supply Unit, 140 Watts	
DPS-CB150-2PS	150 cm RPS cable for connecting DGS-1210-10/ME, 28/ME, 52/ME to DPS-200A/500A	
Optional 1 Gbps SFP Transceivers		
DEM-712	1000BASE-T SFP Transceiver	
DEM-310GT	1000BASE-LX SFP Transceiver, Single-mode	
DEM-311GT	1000BASE-SX SFP Transceiver, Multimode	

¹ Lifetime Warranty available in U.S.A. only. Lifetime Warranty void when not purchased from Authorized US D-Link Reseller. Please visit us.dlink.com for list of Authorized US Resellers.

² All 10/100/1000 Gigabit Ethernet ports of the DGS-1210/ME Series switches support up to 6 kV surge protection.

³ Each DPS-200/200A/500 power supply can support up to two (2) switches when using the DPS-CB150-2PS cable. Check maximum power draw for each switch to ensure the correct supply is used and sufficient power is available. For example, to power two (2) DGS-1210-52/ME switches, the DPS-500A would be required.

Updated 05-SEP-2018

Hardware Rev B

DGS-1210-ME-SERIES_REVB_DATASHEET_1.04_EN_US.PDF

For more information

U.S.A. | 17595 Mt. Herrmann Street | Fountain Valley, CA 92708 | 800.326.1688 | us.dlink.com

©2017 D-Link Corporation/D-Link Systems, Inc. All rights reserved. D-Link and the D-Link logo are registered trademarks of D-Link Corporation or its subsidiaries in the United States and/or other countries. Other trademarks or registered trademarks are the property of their respective owners.

All references to speed are for comparison purposes only. Product specifications, size and shape are subject to change without notice, and actual product appearance may differ from that depicted herein.

Visit us.dlink.com for more details.

D-Link[®]
Building Networks for People