


USER MANUAL

DUB-1310

VERSION 1.0



D-Link[®]

USB 3.0

Preface

D-Link reserves the right to revise this publication and to make changes in the content hereof without obligation to notify any person or organization of such revisions or changes.

Manual Revisions

Revision	Date	Description
1.0	October 08, 2010	DUB-1310 Revision A1 with firmware version 1.00

Trademarks

D-Link and the D-Link logo are trademarks or registered trademarks of D-Link Corporation or its subsidiaries in the United States or other countries. All other company or product names mentioned herein are trademarks or registered trademarks of their respective companies.

Copyright © 2010 by D-Link Systems, Inc.

All rights reserved. This publication may not be reproduced, in whole or in part, without prior expressed written permission from D-Link Systems, Inc.

Table of Contents

Product Overview	4
Package Contents	4
System Requirements	4
Features	5
Hardware Overview	6
Installation	7
Appendix A - Technical Specifications	8
Technical Specifications	8

Package Contents




**DUB-1310 2-Port USB
3.0 PCI Express Card**



Low-profile bracket



Installation CD



Quick Installation Guide

If any of the above items are missing, please contact your reseller.

System Requirements

- Windows 7/Vista/XP SP3 or higher
- Available PCI Express slot (x1, x4, x8, or x16)
- Available 4-pin 12V peripheral power connector
- CD-ROM drive

Features

Super Speed USB 3.0

Connect your PC to USB 3.0 devices at unprecedented speeds of up to 5 Gbps - up to 10 times faster than USB 2.0. You can back up your photos, music, and HD movies to an external storage device faster than ever before.

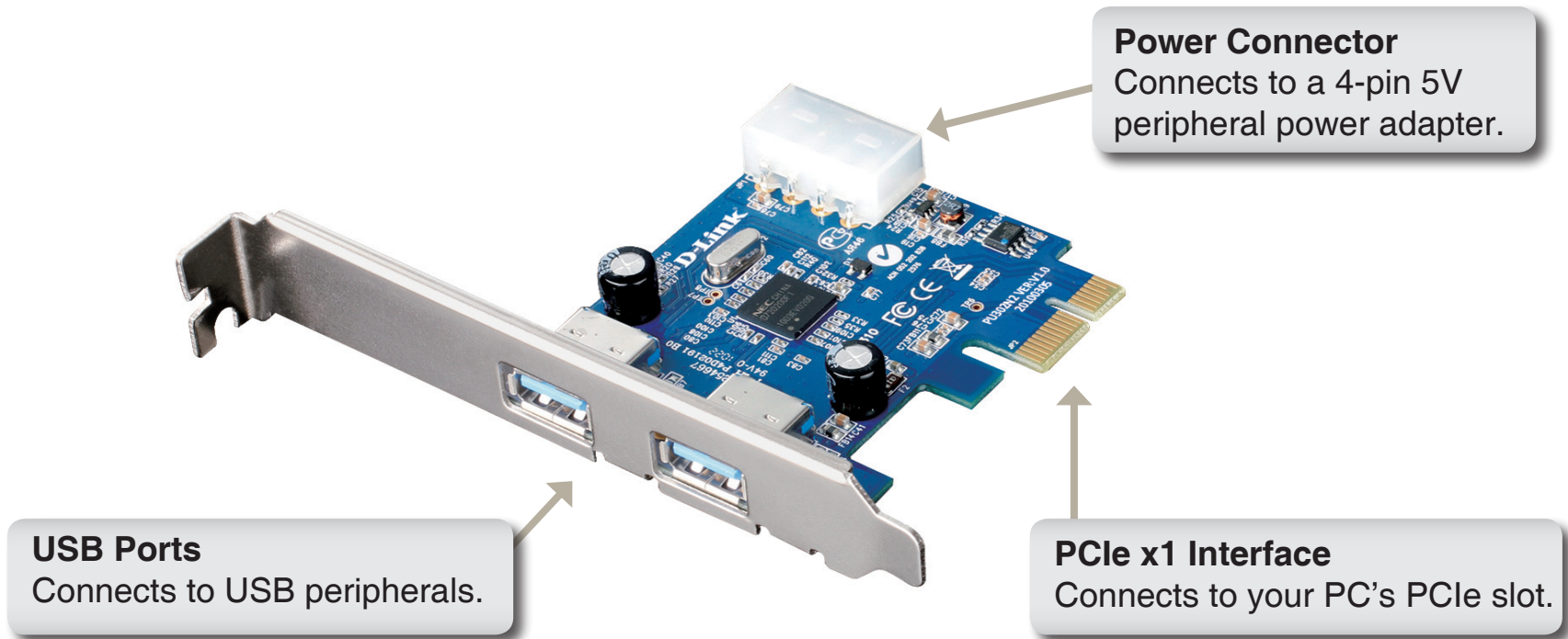
Plug and Play Connectivity

Just insert the card into an available PCI Express x1 slot and run the Setup CD to add 2 USB 3.0 ports to your PC.

Connect all Your Peripherals

Backward compatibility with USB 2.0 and USB 1.1 mean that you can connect any USB device to the DUB-1310. If you need more ports, you can connect additional USB hubs to connect up to 127 devices.

Hardware Overview



Installation

1. **Before installing the DUB-1310**, put the Installation CD in your CD-ROM drive.
2. From the Autorun menu, click on **Install Drivers** and follow the instructions to install the drivers for the DUB-1310. If the Autorun menu does not open, run the **autorun.exe** file on the CD.
3. Shut down your computer, and remove all cables connected to it.
3. Open your computer case, and insert the DUB-1310 into an available PCIe slot.*
4. Connect a 4-pin 5V peripheral power connector to the power connector on the DUB-1310.
5. Close your computer case and reconnect all of its cables.
6. Start your computer, and your computer will automatically detect the DUB-1310 and install drivers for it.
7. Your DUB-1310 is now ready to use.

* Please note that for some computers, opening the case may invalidate your computer's warranty. For details on your computer's warranty, or for more information on how to open your case, please check your computer's documentation.

Technical Specifications

Interface

- PCI Express x1
- 2 downstream USB Type A (female) ports

Standards

- USB specification version 3.0
- USB specification version 2.0
- USB specification version 1.1 ¹
- USB specification version 1.0
- OHCI (Open Host Controller Interface)
- EHCI (Enhanced Host Controller Interface)
- PCI Express 2.0

Data Rates ²

- SuperSpeed: 4.8 Gbps
- High Speed: 480 Mbps
- Full Speed: 12 Mbps
- Low Speed: 1.5 Mbps

Connectivity

- Up to 127 devices by cascading multiple hubs

System Requirements

- Windows® 7/Vista/XP SP3 or higher
- Available PCI Express slot

¹ Using a USB 1.1 port will affect device performance.

² Maximum transfer rate based on USB 3.0 specifications. Actual data throughput will vary.

All references to speed are for comparison purposes only. Product specifications, size, and shape are subject to change without notice, actual product appearance may differ than that depicted on the packaging.

Supplied Power

- Maximum 900 mA per port

Dimensions (L x W x H)

- 75.8 x 61.5 x 2.0 mm (2.98 x 2.42 x 0.08 inches)

Weight

- 43 grams

Operating Temperature

- 0 to 40 °C (32 to 104 °F)

Storage Temperature

- -20 to 60 °C (-4 to 140 °F)

Operating Humidity

- 0% to 80% (non-condensing)

Certifications

- USB-IF
- WHQL
- FCC
- CE